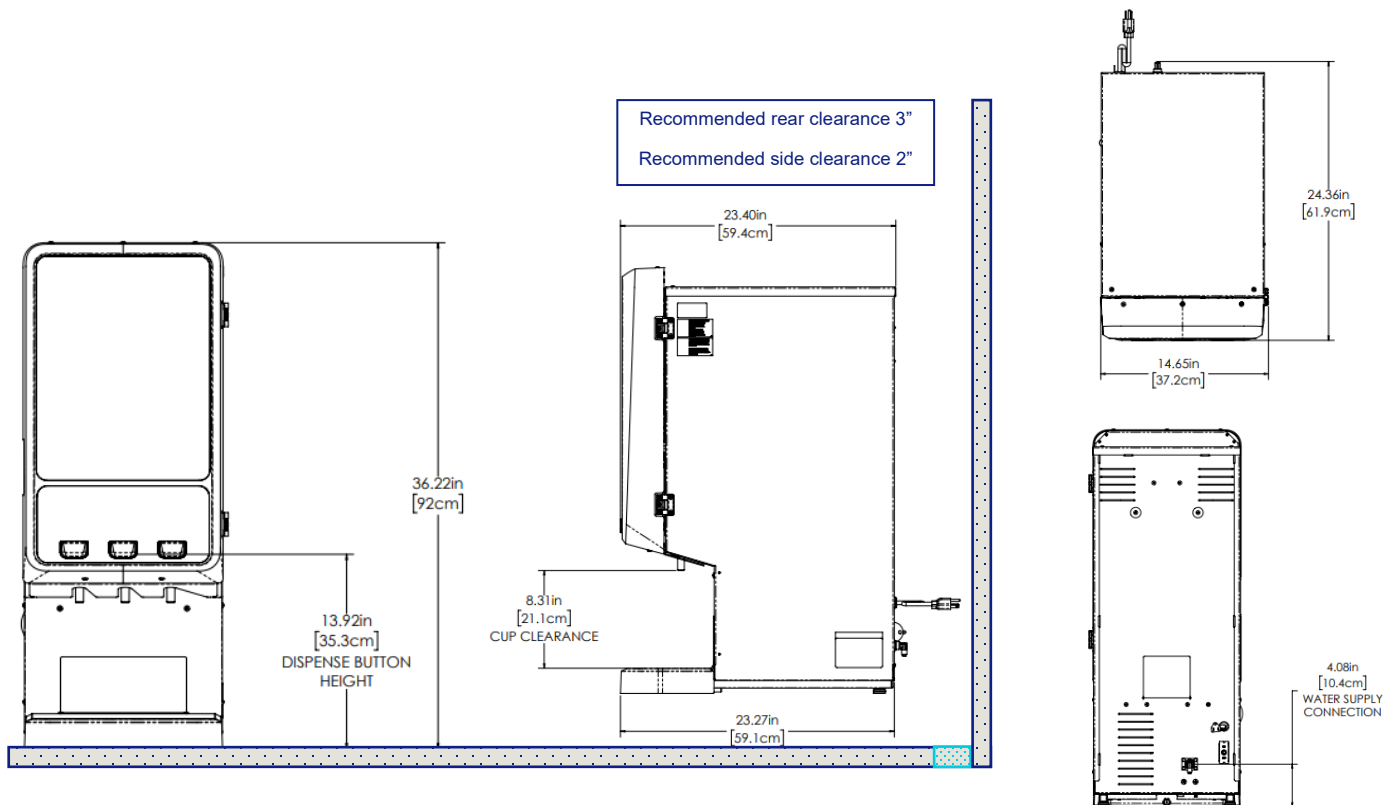



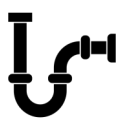


# PCNG3 Utility Specifications



## Power, Water Supply, and Access Requirements

	Receptacle Type: NEMA 5-15R 120 Vac, 15 Amp, Single Phase 1800 Watts Wire: 2W+G Hertz 50/60
	Water Supply Requirements Minimum Flow Rate: 1 GPM Water Connector: 1/4" Flare Water Pressure: 20-90 Psi
	Water shut-off valve to prevent back flow in accordance with local requirements.
	Drain pipe to floor drain (Optional) Copper or PVC in accordance with local health codes and regulations. Diameter: 2" or larger



The receptacle, water shut-off valve and drain pipe must be within 6 feet of the center of the location (footprint) of the machine.



Water filtration system is required.

Recommended Wilbur Curtis approved water filter **CSC10AC00**.