



MERCURY HIGH-VOLUME COFFEE BREWING SYSTEM

MODEL: MWMGT



ITEM NO

PROJECT

DATE

FEATURES AT A GLANCE

- 1 High Output Brewing Module with G3 Control**
 - Quickly brews up to ten gallons.
 - Three separate brew buttons – 3, 6, and 10 gallon brews.
 - Digital display provides “scroll-through” programming.
 - Easy to use. Simple color coded buttons.
 - Instructions in English and Spanish.
 - Safety heater lockout system provides fail safe heater control
- 2 Safety Interlocking Brew Spout** – Brews only when properly connected to its SuperSatellite.
- 3 10 Gallon SuperSatellite Vessel**
 - Thermostatically controlled warming element maintains ideal serving temperature.
 - Self contained aerator keeps coffee fresh
 - Integral drip tray
 - Vessel secured to cart for safety
- 4 Integral Serving Cart** – Wide stance provides stability. Shelves offer storage for transportation

The G3 Mercury Advantage . . . gourmet brewing brains and brawn.

Now brew hundreds of cups of gourmet quality coffee and keep each hot, fresh and delicious while serving with the G3 Mercury Coffee Brewing System. Mercury is designed from the ground up to simplify volume coffee production and service.

Coffee Where You Need It Most!

Working as a complete integrated system, the Mercury brews up to 800 cups of coffee per hour, then lets you move it precisely where it’s most convenient for service.

Meeting rooms, banquets, convention halls, pool-side receptions — there’s no end to where Mercury’s portable ten gallon SuperSatellite can be placed.

Gourmet Flavor From Practically Every Roast.

The key to the Mercury System is its powerful wall-mounted brewing module. At the touch of a button, it instantly delivers up to ten gallons of “brew temperature” water.

The Mercury brewing module features Curtis’ advanced G3 digital control. G3 simplifies the complex process of extracting great “gourmet” coffee flavor. It’s pre-programmed for “out of the carton” use, and can be adjusted to fine tune flavor with easy

to program features including digital brew temperature and brew volume control, preventive maintenance alerts and much more.

Safety That Makes Sense.

Mercury incorporates proven protection features designed for large volume coffee service. Wall-mounted guide brackets position the vessel precisely in place during the brew cycle. A brew-interlock safety switch allows brewing only when the spout is correctly positioned, preventing the possibility of spills or burns.

The SuperSatellite vessel is securely fastened to the service cart, which features a wide-wheel base for extra stability.

Plus, Mercury forever ends the dangerous practice of hand carrying large trays, laden with pots of hot, scalding coffee from the brewer to the service area.

Get the MERCURY ADVANTAGE.

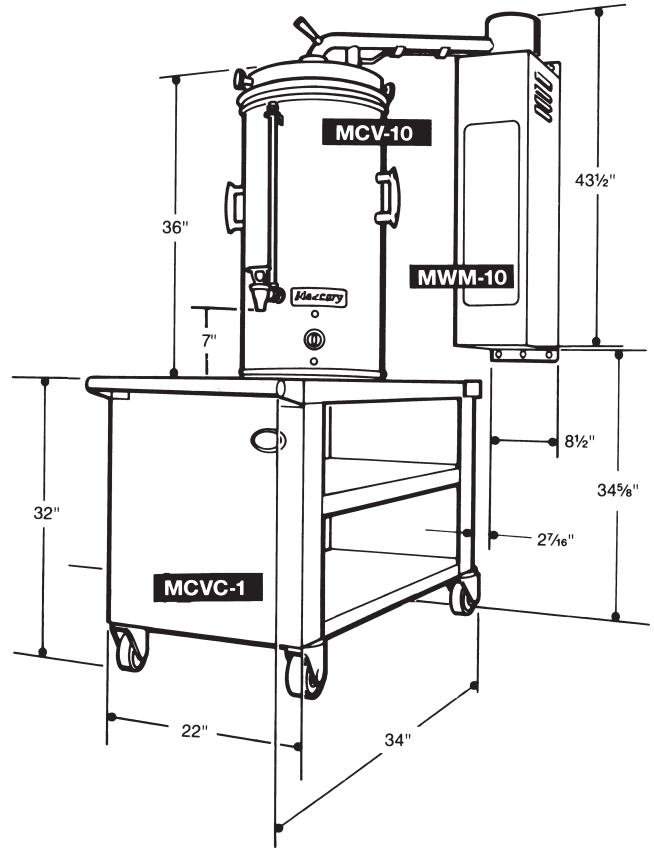
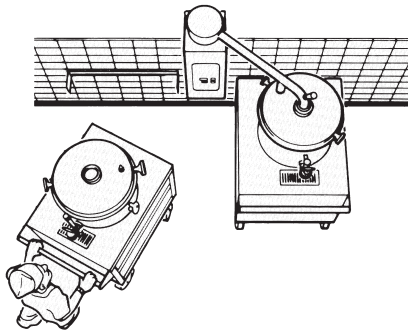
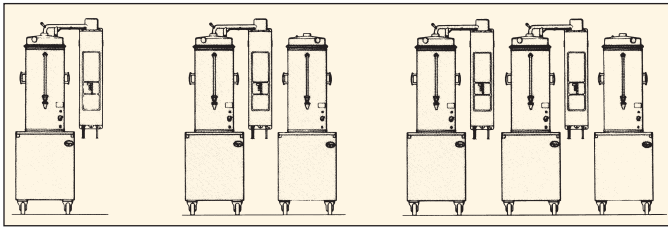
Curtis puts over 50 years of foodservice coffee brewing experience into the high-volume Mercury System. Put that expertise to work in your operation and start enjoying the benefits of a more efficient, more profitable high-volume coffee service today.



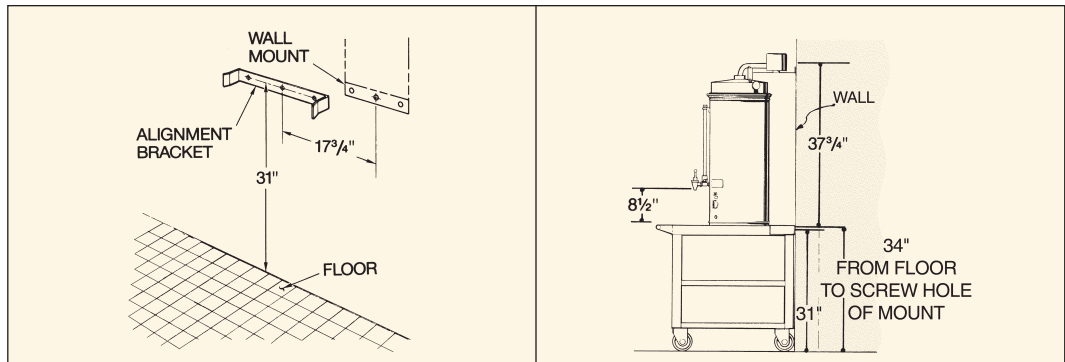
Design Mercury to Fit Your Specific Needs.

The Mercury coffee brewing system's modularity lets you design a configuration to fit your exact needs. By integrating the individual modular units, your system can produce the quantities of coffee you need in the most efficient, productive manner.

COMMON CONFIGURATIONS:



Cart Alignment Bracket Installation and Brewing Module Installation



Specifications	Brewing Module (MWMGT-10)	Coffee Vessel (MCV-10)	Cart (MCVC-1)	Wall Bracket Guides
Capacity	Up to 800 Cups/hr.	10 gal.	N/A	N/A
Electrical (Three Phase Only)	208VAC/60Hz/3-Phase Three Wire Plus Ground	120VAC/60Hz Standard Duplex Outlet	N/A	N/A
Power Requirements	15kw/42A	3A	N/A	N/A
Plumbing	3/8" Water Inlet	N/A	N/A	N/A
Dimensions H x W x D	43.5" x 8.5" x 10.5"	36" High	32" x 34" x 22"	N/A
Shipping Weight (lbs.)	60	54	89	2



WARNING - These products can expose you to chemicals including Acrylamide and Bisphenol A (BPA), which are known to the State of California to cause cancer and birth defects or other reproductive harm. For more information visit www.P65Warnings.ca.gov



WILBUR CURTIS COMPANY, INC.

6913 Acco Street, Montebello, CA 90640-5403

Telephone: 800-421-6150 · 323-837-2300

Fax: 323-837-2406

www.wilburcurtis.com

