



Primo Cappuccino Machine



PCNG3

3 Station Dispenser
(One 5 lb and Two 10 lb Hoppers)



PCNG4

4 Station Dispenser
(Two 5 lb and Two 10 lb Hoppers)



PCNG5

5 Station Dispenser
(Three 5 lb and Two 10 lb Hoppers)



PCNG6

6 Station Dispenser
(Two 3 lb, Three 5lb and one 10 lb Hoppers)

Revit Drawings

2D	3D

Certifications



Water Supply Requirements

Minimum Flow Rate	Water Connector	Water Pressure
1 GPM	1/4" Flare	20-90psi

Elevating the everyday beverage experience with **Curtis Primo Cappuccino**.

Serve up rich cappuccinos, mochas, and hot chocolates perfected to your recipe to keep customers coming back for more. It's **modern design**, **eye-catching display** and **vid graphics** draw consumers' attention while its **rugged build** and **fixed-flow water system** ensure reliable performance all day, every day. The **dual dispense** and **quick-clean** features keep lines moving and your beverage program buzzing.

With durable equipment, reliable service, continuous quality in every cup, you can Count on Curtis!

Key Features

Confidence:

Decades of dependable performance

Rugged Design: Engineered to withstand continuous use in high-traffic environments.

Pontoon Legs: Provide added stability during installation and operation.

Common Components: Standardized parts reduce complexity in maintenance and lower operating costs.

High-Speed Mixing Auger: Delivers smooth, high-quality beverages every time.

Fixed-Flow Water System: Ensures beverage consistency, even with fluctuating water pressure.

Relevance:

Brewing solutions for tomorrow's tastes

Flexible Configurations: Available in 3, 4, 5, or 6 spout models, with side or lift opening doors; options with hot water spout also available.

Lift Door Access: Enables quicker internal access for compact spaces.

Large, Customizable Displayer: Modern design with ~19.5" (3-spout) or ~24.1" (4 to 6 spout) high-visibility displayer for branding and promotions.

Customizable beverage system: Quickly adapt or expand your beverage menu. Optimized mixing ratios ensure consistent flavor quality while maximizing ingredient efficiency.

Simplicity:

Less fuss, more flavor

Superior Spout Design: Improved spout design that reduces splashing thereby reducing the cleaning effort.

Quick-Refill Hoppers: Hopper handles and fast refill design simplify restocking.

Guided Cup Placement: Drip tray cover with cup position indicators directs users for accurate cup placement, preventing wastage during dispense.

Plumbed Drip Tray: Flexible option to plumb the drip tray onsite reduces effort of constant monitoring.

Fast Cleaning: Removable hoppers, and rinse function simplify maintenance and reduce daily cleaning effort.

Delight:

The perfect blend: quality and profitability

Self-Serve Friendly: Intuitive control panel with large buttons and attractive flavor graphics makes beverage selection for users easy.

Compact Footprint: Fits in tight spaces while offering broad functionality.

Dual Dispensing: Serve two drinks at once to customer wait times.

Backward Compatibility: Shares most parts with Curtis' very successful PCGT models—simplifies servicing and inventory.



Primo Cappuccino Machine

TECHNICAL SPECIFICATIONS

Electrical Supply Requirements

Model	Configuration	Description	Phase	Volts	Amps	Wire	Watts	Hertz
PCNG3	PCNG3	3 Station Dispenser with Swing Door	1 PH	120V	15.0A	2W+G	1800W	50/60Hz
	PCNG3DV	3 Station Dispenser with Dual Voltage	1 PH	120/220V	15/14.5A	2/3W+G	1800/3000W	50/60Hz
	PCNG3800	3 Station Dispenser with Hot Water	1 PH	120V	15.0A	2W+G	1800W	50/60Hz
	PCNG3300	3 Station Dispenser with Lift Door	1 PH	120V	15.0A	2W+G	1800W	50/60Hz
	PCNG3C300	3 Station Dispenser with Canadian specs	1 PH	120V	15.0A	2W+G	1800W	50/60Hz
	PCNG33800	3 Station Dispenser with Lift Door/Hot Water	1 PH	120V	15.0A	2W+G	1800W	50/60Hz
PCNG4	PCNG4	4 Station Dispenser with Swing Door	1 PH	120V	15.0A	2W+G	1800W	50/60Hz
	PCNG4800	4 Station Dispenser with Hot Water	1 PH	120V	15.0A	2W+G	1800W	50/60Hz
	PCNG4300	4 Station Dispenser with Lift Door	1 PH	120V	15.0A	2W+G	1800W	50/60Hz
	PCNG43800	4 Station Dispenser with Lift Door/Hot Water	1 PH	120V	15.0A	2W+G	1800W	50/60Hz
PCNG5	PCNG5	5 Station Dispenser with Swing Door	1 PH	120V	15.0A	2W+G	1800W	50/60Hz
	PCNG5DV	5 Station Dispenser with Dual Voltage	1 PH	120/220V	15/14.5A	2/3W+G	1800/3000W	50/60Hz
	PCNG5800	5 Station Dispenser with Hot Water	1 PH	120V	15.0A	2W+G	1800W	50/60Hz
	PCNG5300	5 Station Dispenser with Lift Door	1 PH	120V	15.0A	2W+G	1800W	50/60Hz
	PCNG5C300	5 Station Dispenser with Canadian specs	1 PH	120V	15.0A	2W+G	1800W	50/60Hz
	PCNG53800	5 Station Dispenser with Lift Door/Hot Water	1 PH	120V	15.0A	2W+G	1800W	50/60Hz
PCNG6	PCNG6	6 Station Dispenser with Swing Door	1 PH	120V	15.0A	2W+G	1800W	50/60Hz
	PCNG6800	6 Station Dispenser with Hot Water	1 PH	120V	15.0A	2W+G	1800W	50/60Hz
	PCNG6300	6 Station Dispenser with Lift Door	1 PH	120V	15.0A	2W+G	1800W	50/60Hz
	PCNG63800	6 Station Dispenser with Lift Door/Hot Water	1 PH	120V	15.0A	2W+G	1800W	50/60Hz

Canadian models contain lower wattage heating elements, to meet efficiency and safety regulations.

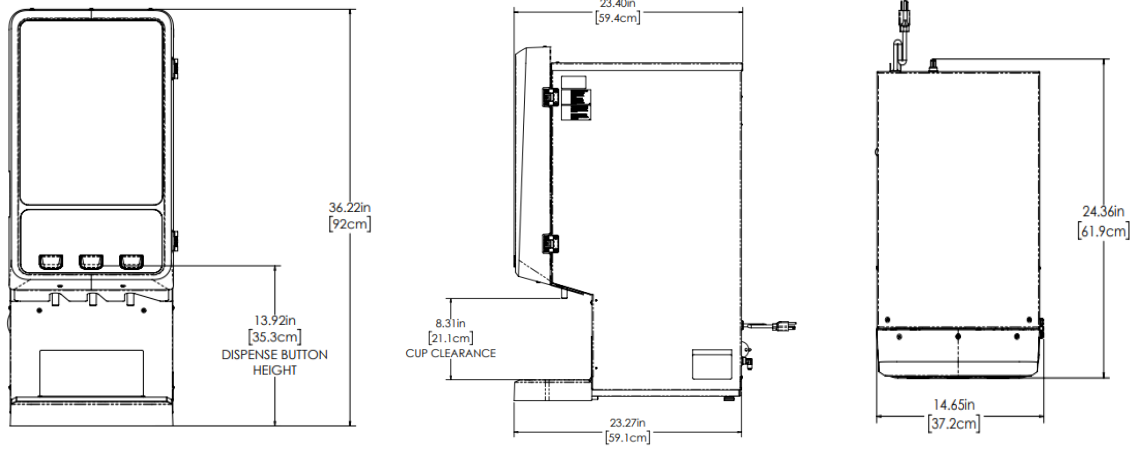
Dimensions

Model	Configuration	Height	Width	Depth	Shipping Dimensions	Shipping Weight	Shipping Cube
PCNG3	PCNG3	36.22"	14.65"	24.36"	44"x31.5"x25"	125lbs.	21.64 cu. ft. ³
	PCNG3DV		14.65"	24.36"			
	PCNG3800	36.17"	14.28"	24.36"			
	PCNG3300		14.28"	24.36"			
	PCNG3C300		14.28"	24.36"			
PCNG4	PCNG4	36.22"	21.24"	24.36"	44"x31.5"x25"	160lbs.	22.92 cu. ft. ³
	PCNG4800	36.17"	21.24"	24.36"			
	PCNG4300		20.87"	24.38"			
	PCNG43800		20.87"	24.38"			
PCNG5	PCNG5	36.22"	21.24"	24.36"	44"x31.5"x25"	160lbs.	22.92 cu. ft. ³
	PCNG5DV		21.24"	24.36"			
	PCNG5800	36.17"	21.24"	24.36"			
	PCNG5300		20.87"	24.38"			
	PCNG5C300		20.87"	24.38"			
PCNG6	PCNG6	36.19"	21.24"	24.36"	44"x31.5"x25"	160lbs.	22.92 cu. ft. ³
	PCNG6800		21.24"	24.36"			
	PCNG6300	36.17"	20.87"	24.41"			
	PCNG63800		20.87"	24.29"			

ROUGH-IN DRAWINGS

PCNG3

3 Station
Dispenser

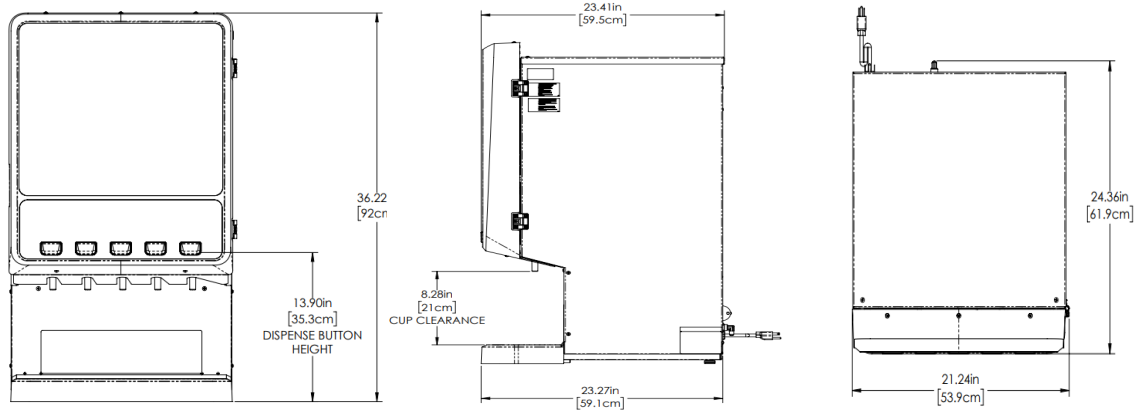


PCNG4

4 Station
Dispenser

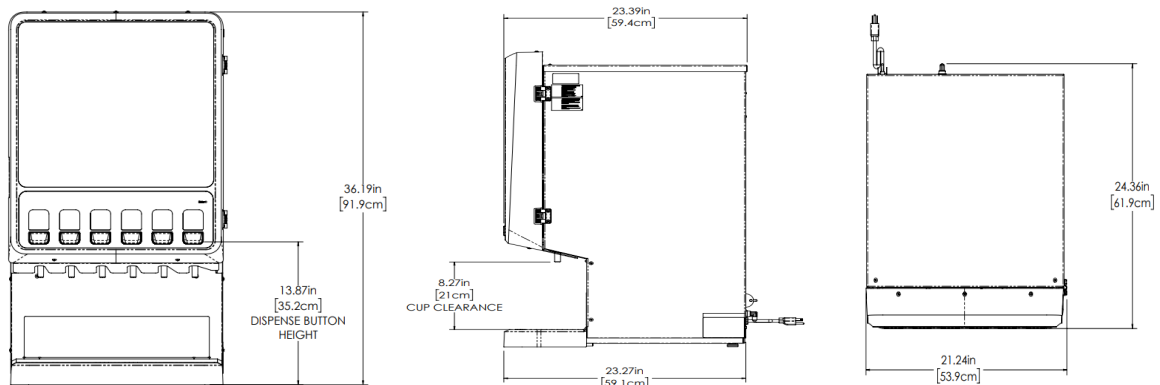
PCNG5

5 Station
Dispenser



PCNG6

6 Station
Dispenser



Primo Cappuccino Machine

ACCESSORIES

Included Accessories



Cord & Plug Included



WC-4916
Food Grade Lubricant



Flavor Labels

Recommended Items to Purchase



CSC10AC00
with Head, 10" Filter



CSC10AV00
with Head, 10" Vend Filter



CSC15AC00
With Head, 15" Filter

Wilbur Curtis Co., Inc.



6913 Acco Street Montebello, CA 90640 US

Phone: 323-837-2300 | Toll Free: 800-421-6150

Web: www.wilburcurtis.com

Customizations available upon request, please contact sales-us@seb-professional.com

Last Revision Date: 2025-06-30